




# ***Meb Ders*** ***Ses Etkinlikleri***

2020-2021

©mebders.com



- \* Hissetme ve Tanıma
- \* Ayırt Etme
- \* Okuma Yazma
- \* İnteraktif Ses Etkinlikleri
- \* Eğlenceli Etkinlikler

***İ Sesi***  
***Hissetme ve Tanıma***



# İ SESİ HİSSETME VE TANIMA

III ➡ İ sesiyle ilgili hikayeyi okuyunuz.

III ➡ İ sesiyle ilgili şarkıyı söyleyiniz.



Not : Hikaye ve şarkıya [www.mebders.com](http://www.mebders.com) sitesindeki i sesiyle ilgili powerpoint sunudan ulaşabilirsiniz.

İndirme Adresi :

Tıkla İndir

***İ Sesi  
Ayırt Etme***





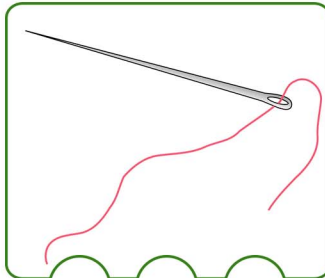
## İ SESİNİ AYIRT ETME



İsminde "i" sesi bulunan varlıkların yanındaki çiçekleri boyayın.



Aşağıdaki varlıkların isimlerinde "i" sesi nerede geçiyor?  
İşaretleyiniz. (başta, ortada, sonda)



7





***İ Sesi***  
***Okuma Yazma***



# İ HARFİNİ OKUMA YAZMA



Altındaki harfi okuyun. Parmaklarınızla önce üzerlerinden gidin, sonra havada ve sıranızın üzerinde yazın.



Altındaki satırlarda noktaları birleştirerek "İ i" harflerini yazın.



Handwriting practice line with dotted letters 'İ i' for tracing.



Handwriting practice line with dotted letters 'İ i' for tracing.



Handwriting practice line with dotted letters 'İ i' for tracing.



Handwriting practice line with dotted letters 'İ i' for tracing.



Handwriting practice line with dotted letters 'İ i' for tracing.



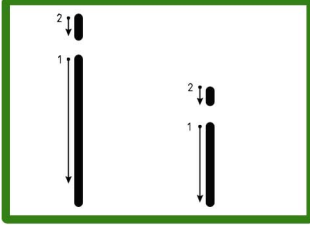
Handwriting practice line with dotted letters 'İ i' for tracing.



# İ HARFİNİ OKUMA YAZMA



Altındaki satırlarda noktaları birleştirerek "İ i" harflerini yazın, eksik satırları tamamlayın.



incir



Handwriting practice line for the uppercase 'İ' character. It starts with a solid 'İ' followed by several dotted 'İ's for tracing, and then a blank space for independent writing.



Handwriting practice line for the uppercase 'İ' character. It starts with a solid 'İ' followed by several dotted 'İ's for tracing, and then a blank space for independent writing.



Handwriting practice line for the uppercase 'İ' character. It starts with a solid 'İ' followed by several dotted 'İ's for tracing, and then a blank space for independent writing.



Handwriting practice line for the uppercase 'İ' character. It starts with a solid 'İ' followed by several dotted 'İ's for tracing, and then a blank space for independent writing.

2 2 2 2 2 2 2



Handwriting practice line for the uppercase 'İ' character. It starts with a solid 'İ' followed by several dotted 'İ's for tracing, and then a blank space for independent writing.



Handwriting practice line for the uppercase 'İ' character. It starts with a solid 'İ' followed by several dotted 'İ's for tracing, and then a blank space for independent writing.



Handwriting practice line for the uppercase 'İ' character. It starts with a solid 'İ' followed by several dotted 'İ's for tracing, and then a blank space for independent writing.



Handwriting practice line for the uppercase 'İ' character. It starts with a solid 'İ' followed by several dotted 'İ's for tracing, and then a blank space for independent writing.

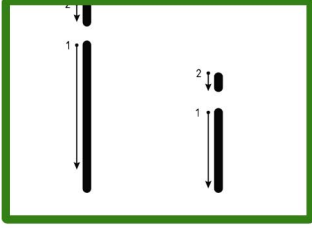




# İ HARFİNİ OKUMA YAZMA



Altındaki satırlarda noktaları birleştirerek "İ i" harflerini yazın, eksik satırları tamamlayın.



ked*i*



Handwriting practice line for the letter 'İ' with a starting point and a dashed line for tracing.




Handwriting practice line for the letter 'İ' with a starting point and a dashed line for tracing.



Handwriting practice line for the letter 'İ' with a starting point and a dashed line for tracing.



Handwriting practice line for the letter 'İ' with a starting point and a dashed line for tracing.



Handwriting practice line for the letter 'İ' with a starting point and a dashed line for tracing.



Handwriting practice line for the letter 'İ' with a starting point and a dashed line for tracing.



Handwriting practice line for the letter 'İ' with a starting point and a dashed line for tracing.



Handwriting practice line for the letter 'İ' with a starting point and a dashed line for tracing.



# HECE, KELİME VE CÜMLE OLUŞTURMA



Altındaki satırlarda noktaları birleştirerek heceleri yazın, eksik satırları tamamlayın.



$$i + l = il$$

il il il il il il il il il il il

il

il



$$i + k = ik$$

ik ik ik ik ik ik ik ik ik

ik

ik





# HECE, KELİME VE CÜMLE OLUŞTURMA



Altaki satırlarda noktaları birleştirerek heceleri yazın, eksik satırları tamamlayın.



l + i = li

li li li li li li li li li li

li

li



k + i = ki

ki ki ki ki ki ki ki ki ki

ki


ki



# HECE, KELİME VE CÜMLE OLUŞTURMA



Altaki satırlarda noktaları birleştirerek sözcükleri yazın, eksik satırları tamamlayın.



ki

k

ki

+

k

=

kik

kik kik kik kik kik kik kik

kik

kik



li

k

li

+

k

=

lik

lik lik lik lik lik lik lik

lik


lik



# HECE, KELİME VE CÜMLE OLUŞTURMA



Altaki satırlarda noktaları birleştirerek sözcükleri yazın, eksik satırları tamamlayın.



i

ki

i

+

ki

=

iki

iki iki iki iki iki iki iki iki

iki

iki

A

li

A

+

li

=

Ali

Ali Ali Ali Ali Ali Ali

Ali

Ali



# HECE, KELİME VE CÜMLE OLUŞTURMA



Altındaki satırlarda noktaları birleştirerek sözcükleri yazın, eksik satırları tamamlayın.



ke + kik = kekik

kekik kekik kekik kekik

kekik

kekik



el + li = elli

elli elli elli elli elli elli

elli

elli



# HECE, KELİME VE CÜMLE OLUŞTURMA



Altındaki satırlarda noktaları birleştirerek cümleleri yazın, eksik satırları tamamlayın.

Ali, kekik al. Ali, kekik al.

İlke, iki keklük al. İlke, iki keklük al.

Akil, lila lale al. Akil, lila lale al.



Aşağıdaki metni okuyup yazınız.

ALİ

Ali, iki lale al.

Al lale, al.

Elli lila lale al.

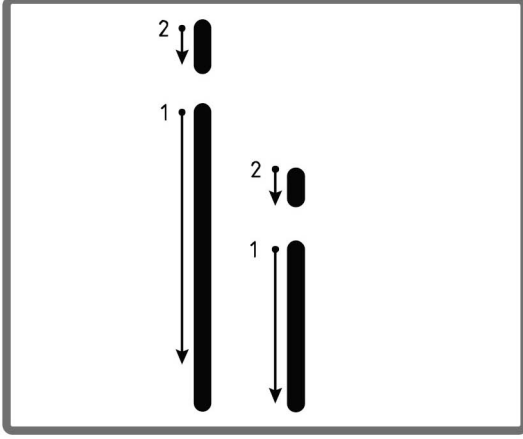
Lila lila lale al.

***İ Sesi  
İnteraktif  
Ses Etkinlikleri***

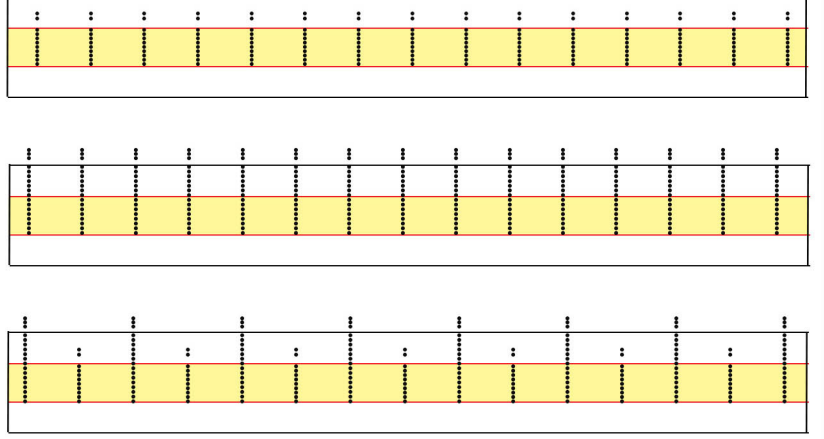





# İ İNTERAKTİF SES ETKİNLİĞİ




Üzerinden Git



Yaz



Boya



inek

Bul

i l K i  
k E i k  
l i K A l i

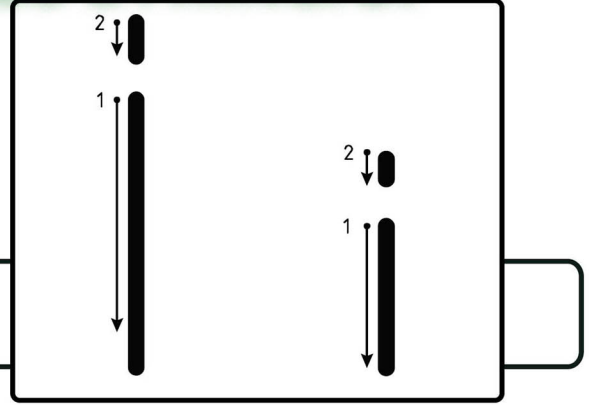
Resim Yap




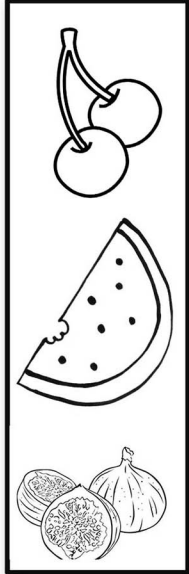


# İ İNTERAKTİF SES ETKİNLİĞİ


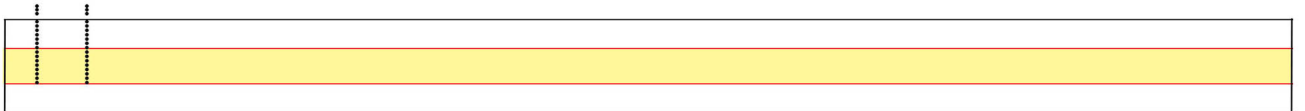
Ad Soyad : .....



İçinde İ Sesi Olanları Boya



Üzerinden Git ve Yaz



Bul ve Boya





# KES, YAPIŖTIR, OKU, YAZ

OKU

YAPIŖTIR

YAZ

Ali

ilke

kil

kekik

iki

ekli

elli

lila

kekli

Ali

kekik

elli

ilke

iki

lila

kil

ekli

kekli



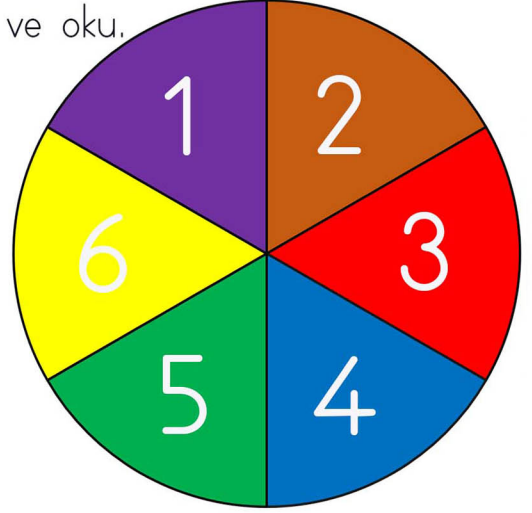


# ÇEVİR, BUL, OKU VE BOYA

Yönlendirme :

- \* Kalem ve atış yardımıyla çemberi çevir.
- \* Bulduğun rakamla ilgili sözcüğü çemberlerden bul ve oku.
- \* Çemberde bulduğun sözcüğü kendi rengiyle boya.

i sesine kadar



1 iki	2 Ali	3 ekli
4 kekik	5 ilke	6 ille

ilke	ekli	ille	kekik	iki
Ali	kekik	ilke	iki	ekli
ille	iki	Ali	ilke	ekli
kekik	Ali	ille	iki	ilke
ekli	ille	kekik	Ali	ilke



## ÇEVİR ve OKU

**1.Grup harfler tamamlandıktan sonra eklenecektir.**

***İ Sesi  
Eğlenceli  
Ses Etkinlikleri***



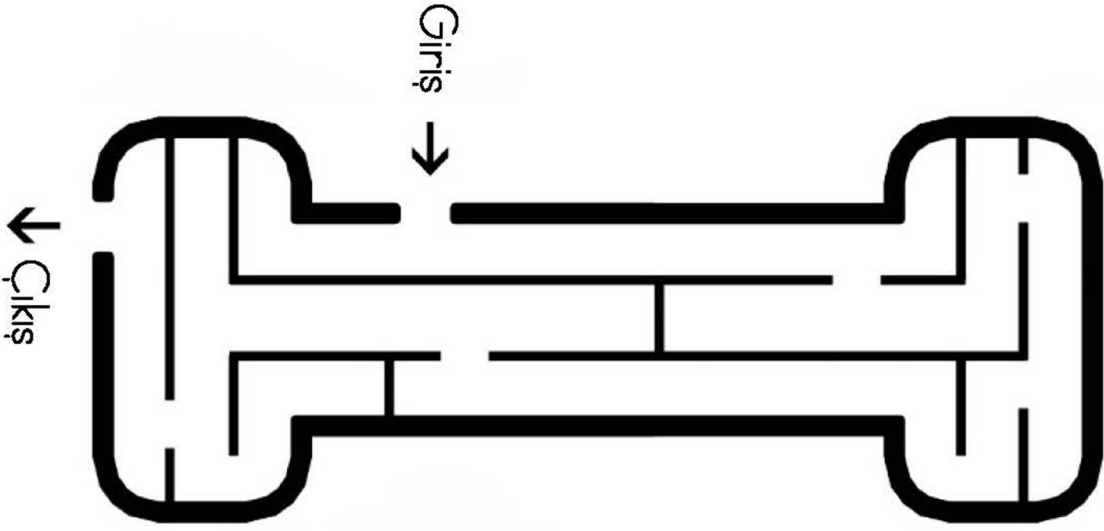




# LABİRENT İLE İ SESİ HİSSETTİRME



Labirent ile İ Sesi Hissettirme Etkinliđi





# KES YAPIŖTIR HİSSET



Ad Soyad :



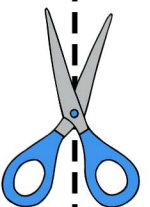
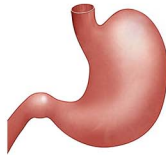
Ortasında i olanlar



İçinde i olmayanlar

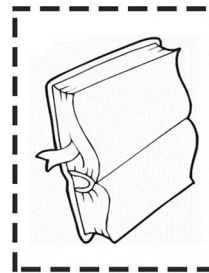
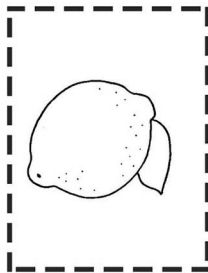

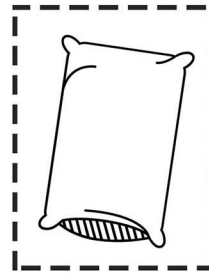
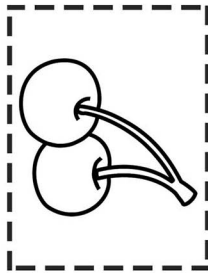

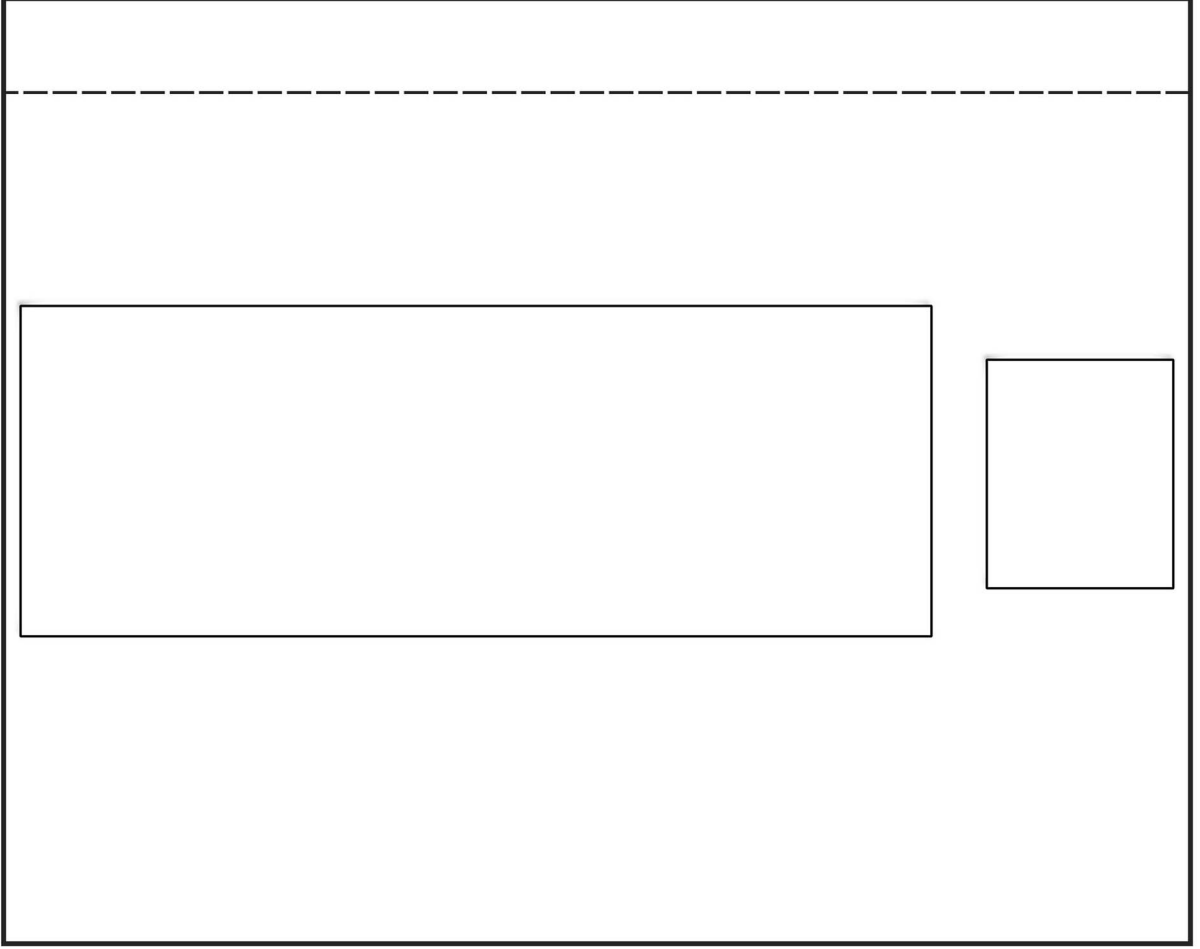


# KES YAPIŞTIR HİSSET







# KES YAPIŖTIR SES KARTLARI



**Kes Yapıştır  
Ses Kartları  
İ Sesi**



# SÖZCÜK ARAMA - İ



50

<input type="checkbox"/>	Ali	<input type="checkbox"/>	iki	<input type="checkbox"/>	ilik
<input type="checkbox"/>	ile	<input type="checkbox"/>	kekik	<input type="checkbox"/>	ilk
<input type="checkbox"/>	lila	<input type="checkbox"/>	elli	<input type="checkbox"/>	İlke

e	L	e	k	k	i	k	i
e	l	l	i	k	a	l	e
k	İ	l	k	e	n	a	k
l	a	l	k	e	k	i	k
i	l	e	k	l	i	l	a
e	i	l	i	k	i	l	k
a	l	e	l	l	i	k	n
k	e	l	e	A	l	i	e





## HARF BULMACA



Satırlardaki "İ" harflerini bulup yuvarlak içine alın.


İ L A İ L K L A İ K L İ  
A İ A K İ L E K İ L K İ  
İ K İ L İ F L E İ L K E  
F L K A İ L K A L E K  
L İ L E İ A F İ L K L İ  
K E İ L E İ İ A K F K İ  
İ K E İ A K İ E K İ K E  
K F K İ E K E A K İ A  
L K E L İ K F İ L İ K L  
İ E K İ E L İ K İ A F İ İ



Adı Soyadı : .....

5

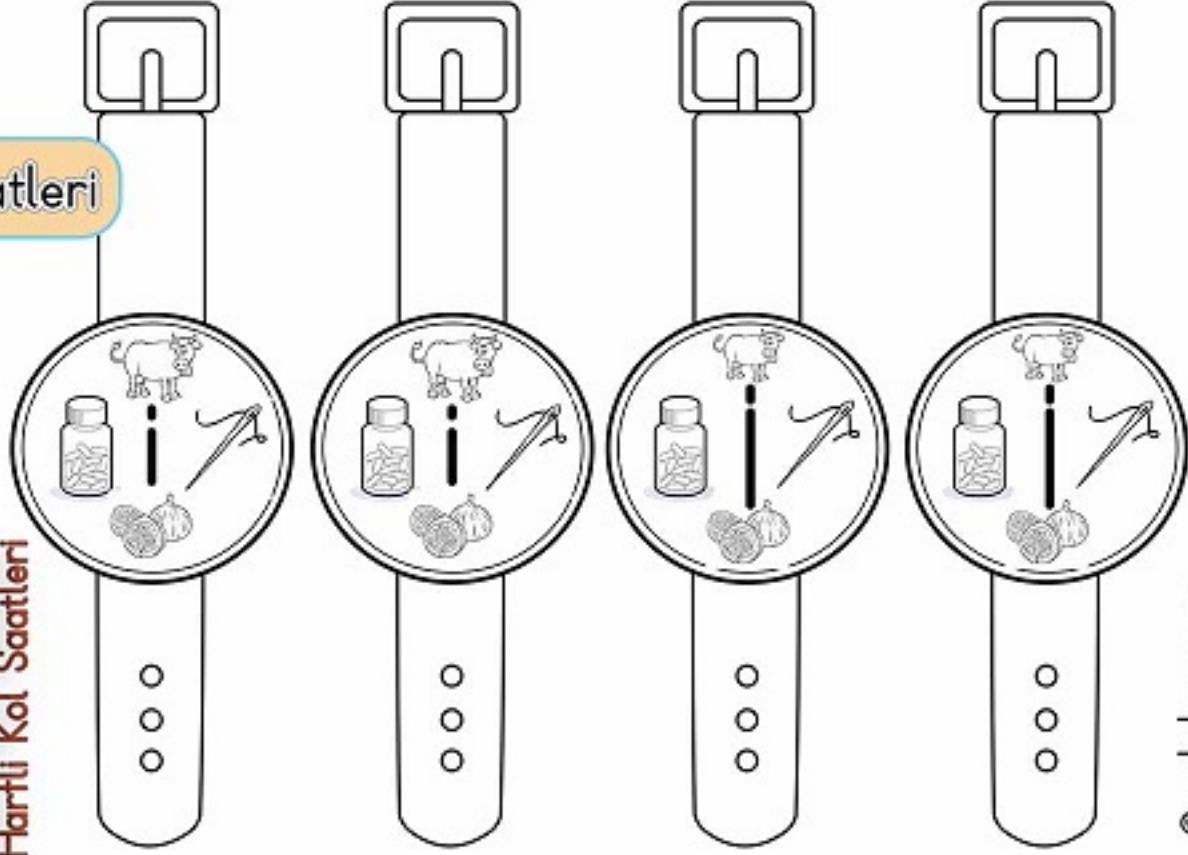
# HARF BOYAMA

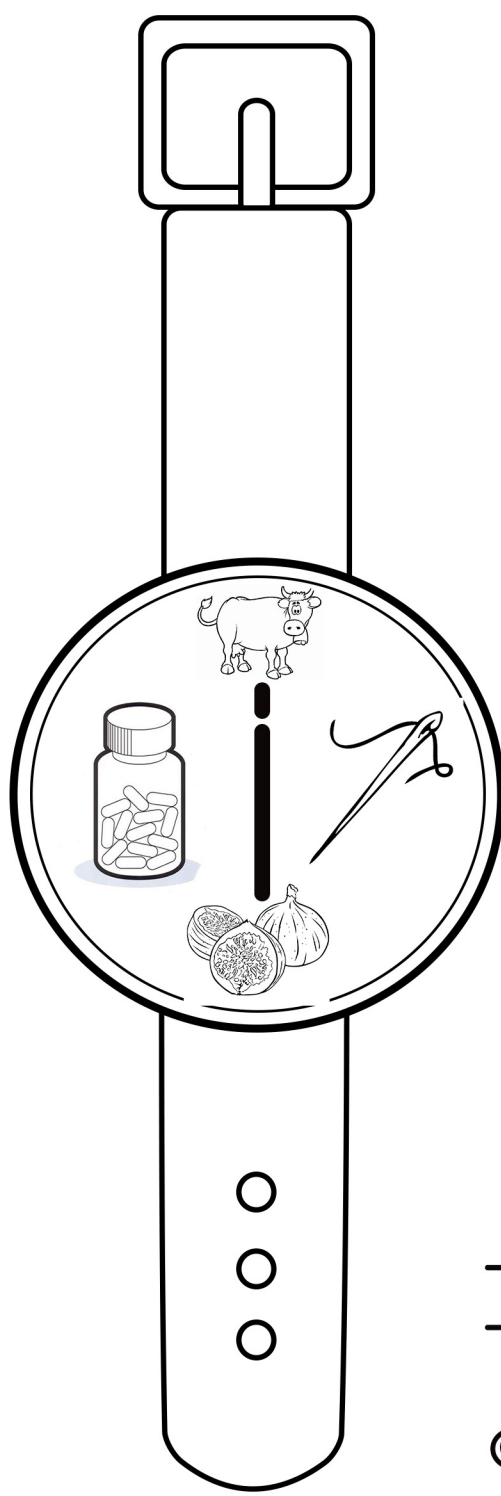
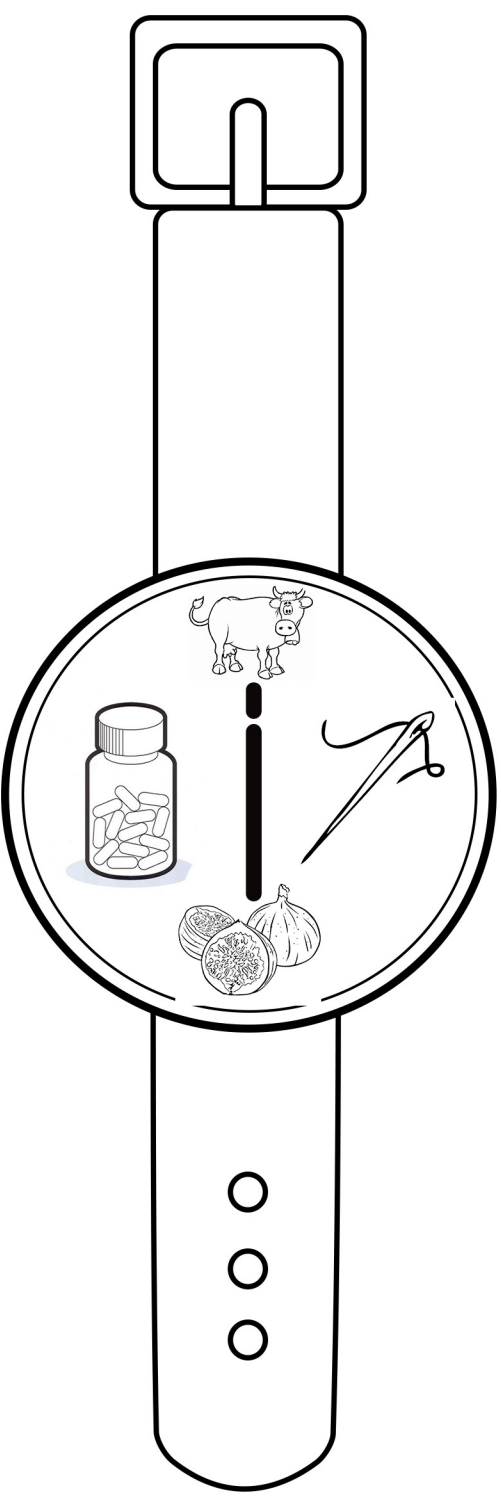
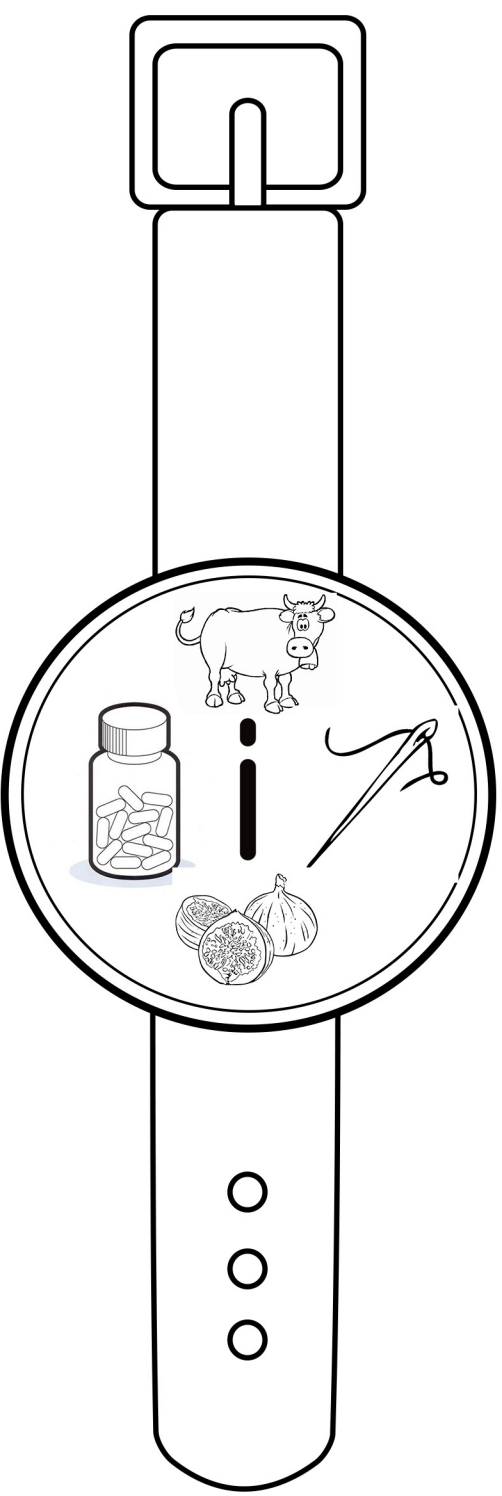


## Harfli Kol Saatleri

i

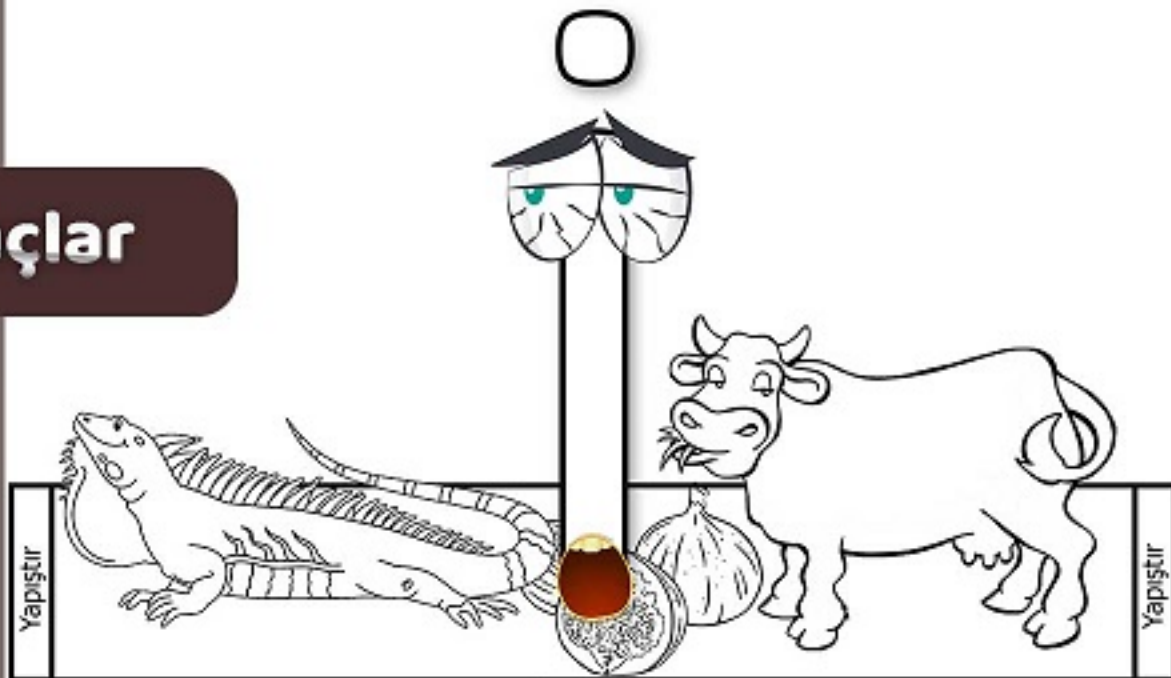
Harfli Kol Saatleri

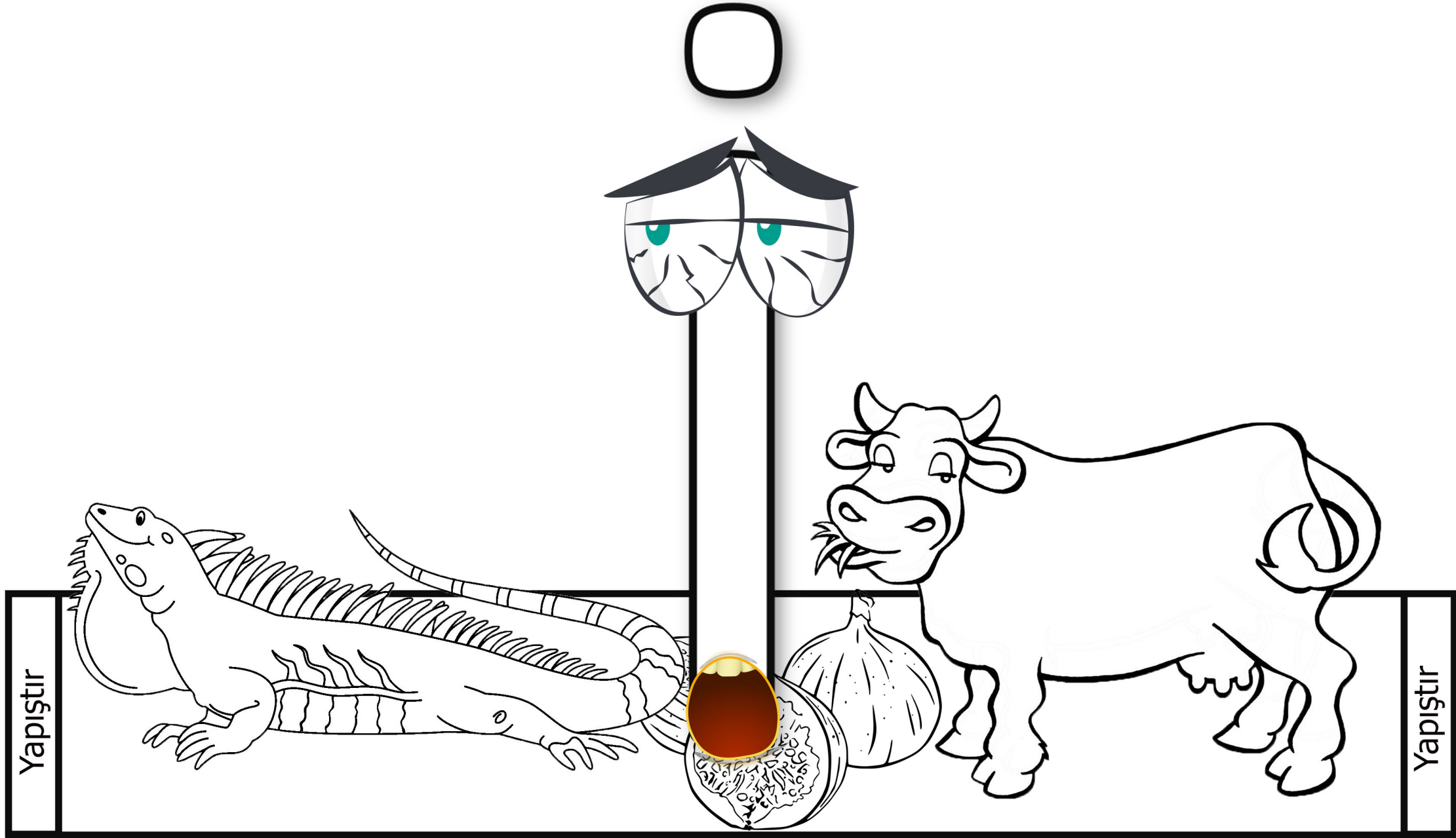




# Harfli Taçlar

## i Harfi








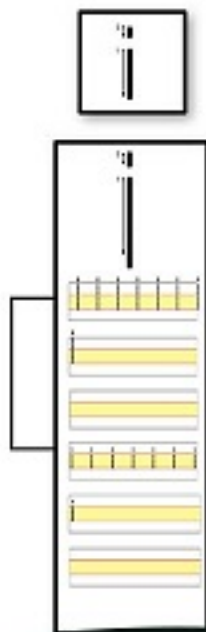


İnteraktif Sesler - İ



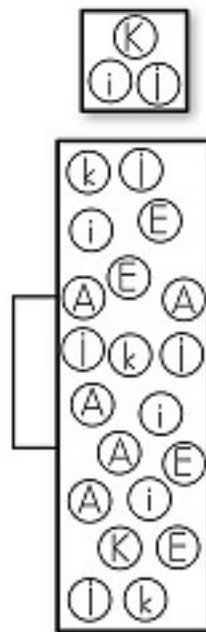
@mebders.com

İnteraktif Sesler - İ




İnteraktif Harfler - İ

İnteraktif Sesler - İ



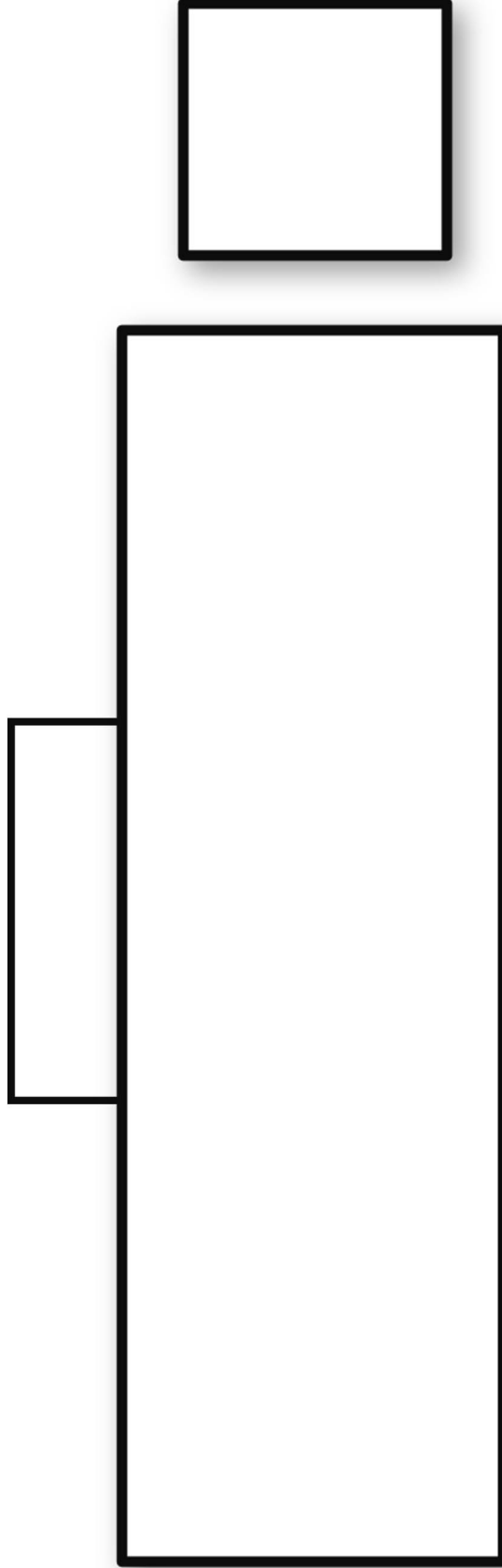
@mebders.com

# interaktif Sesler - i



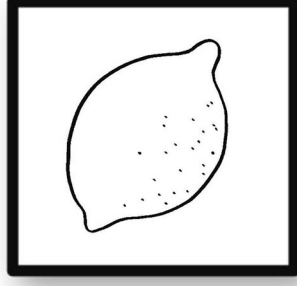


Adı Soyadı : .....

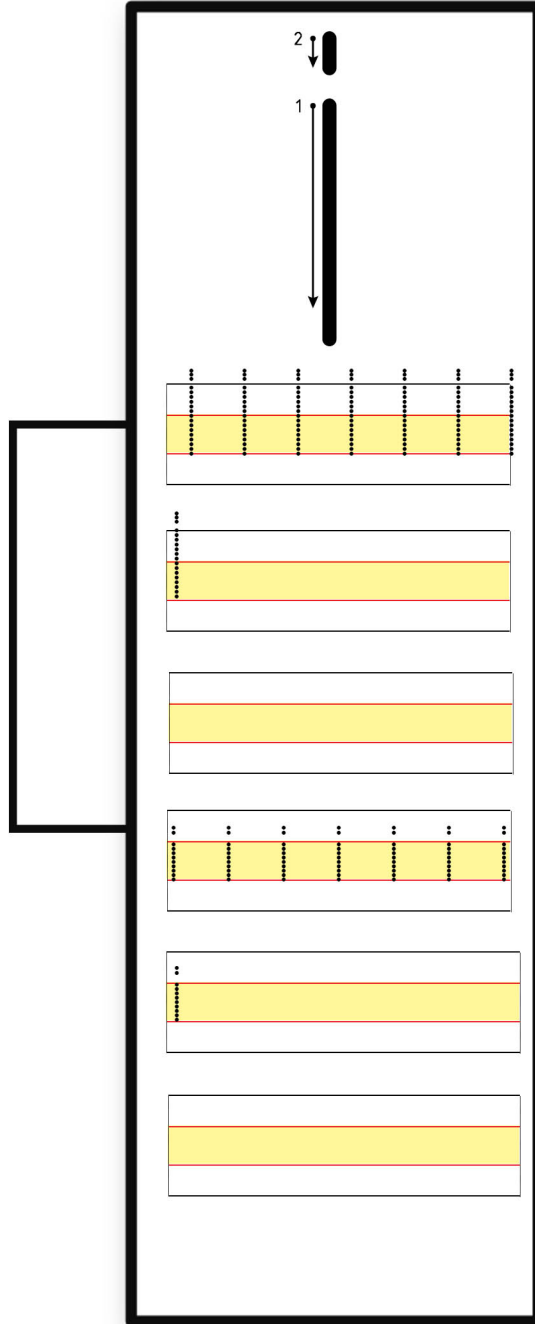
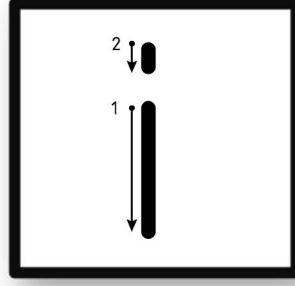
# interaktif Sesler - i




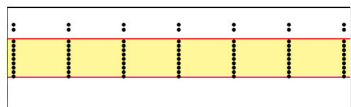


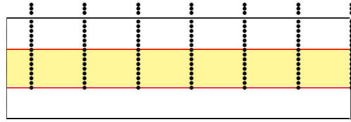
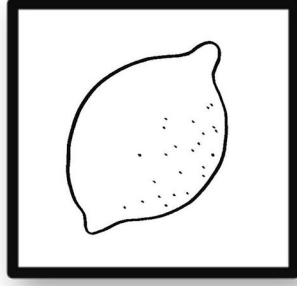
# İnteraktif Sesler - İ



# İnteraktif Sesler - İ

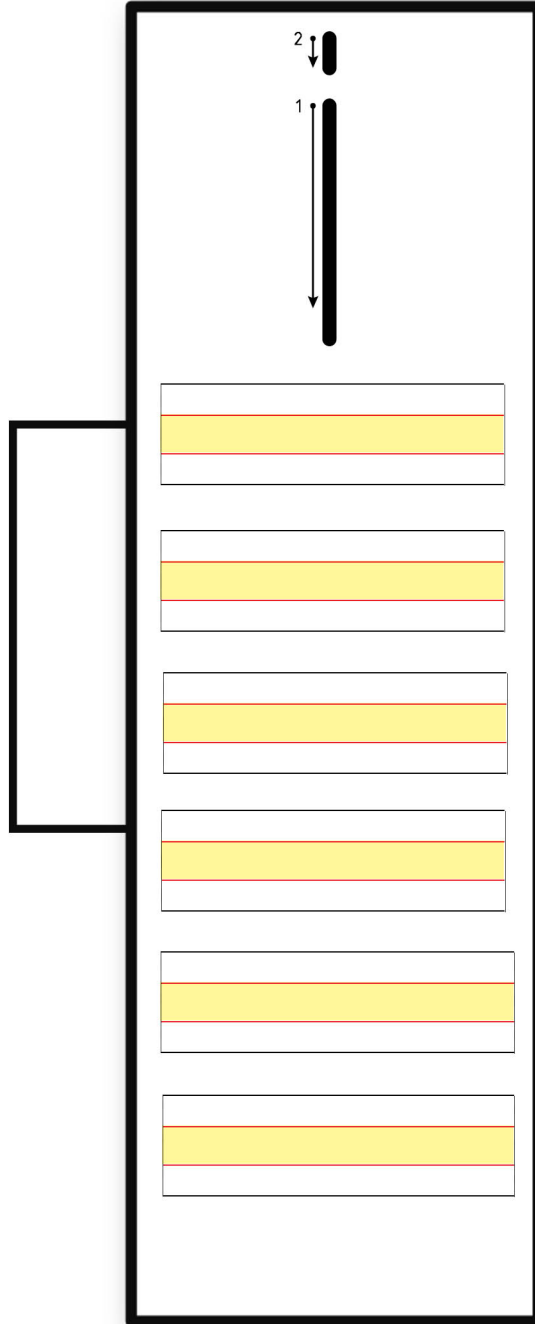
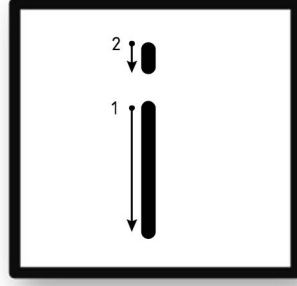


# İnteraktif Sesler - İ





# İnteraktif Sesler - İ



# İnteraktif Sesler - İ

