

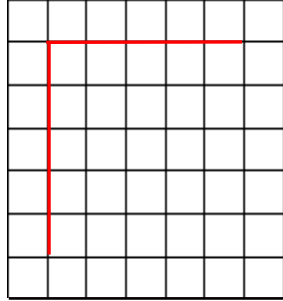
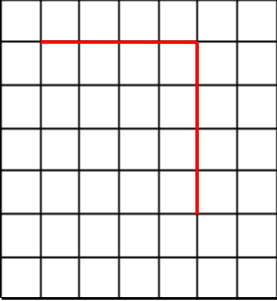
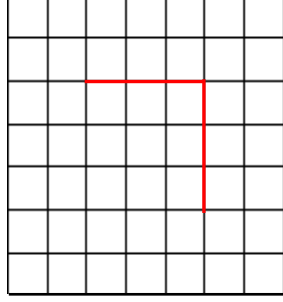
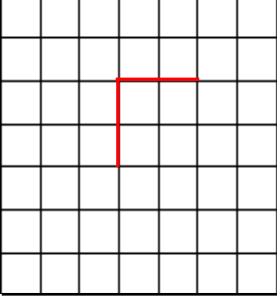


Adı Soyadı :

Numarası :

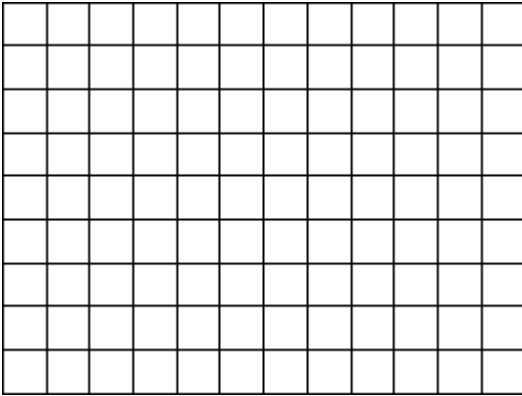
Konu: Kare, Üçgen ve Dikdörtgen Çizelim Etkinliği 3

Aşağıdaki çizimleri devam ettirerek kareler çiziniz.




Aşağıda kenar uzunlukları belirtilen kareleri çiziniz.

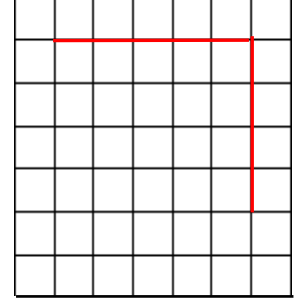
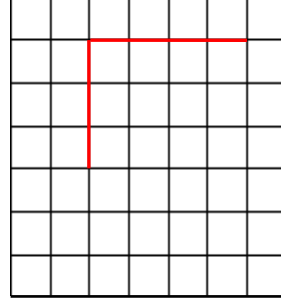
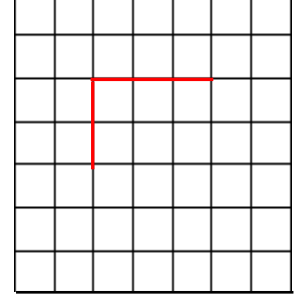
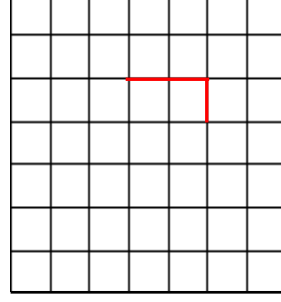
Kenar uzunluğu= 4 cm



Kenar uzunluğu= 5 cm



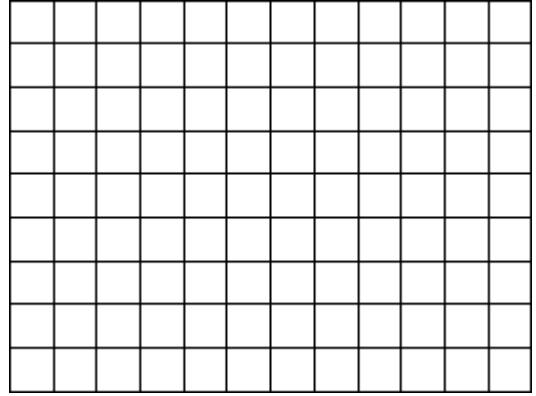
Aşağıdaki çizimleri devam ettirerek dikdörtgenler çiziniz.



Aşağıda kenar uzunlukları belirtilen dikdörtgenleri çiziniz.


Uzun kenarı= 5cm

Kısa kenarı= 3 cm






Uzun kenarı= 6cm

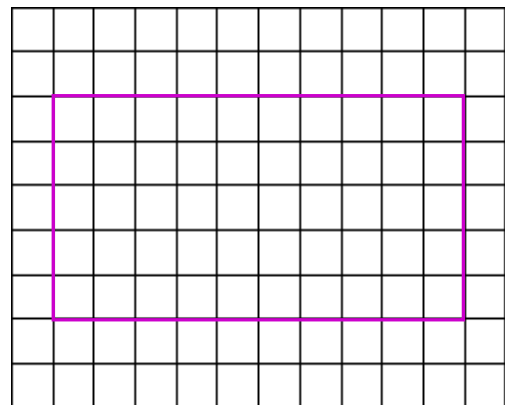
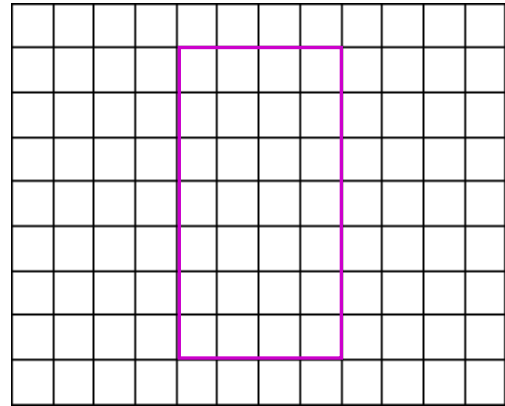
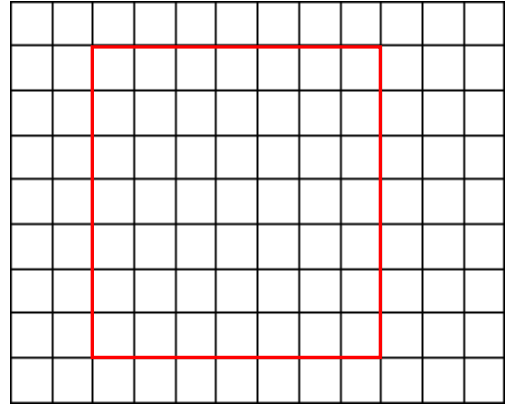
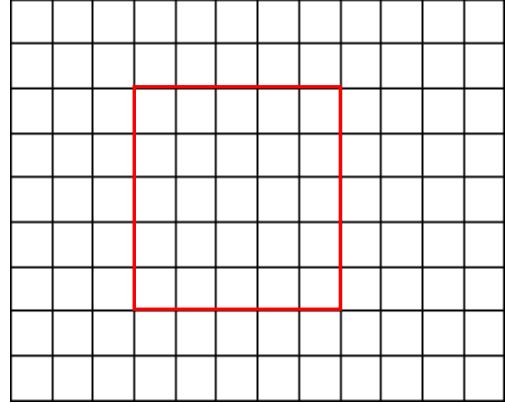
Kısa kenarı= 4 cm



Aşağıda köşeleri verilen üçgenleri izometrik kağıt üzerinde çizelim.



Aşağıda verilen kare ve dikdörtgenlerin köşegenlerini çiziniz.



Görsellerdeki kareleri maviye, dikdörtgenleri sarıya, üçgenleri mora ve çemberleri yeşile boyayınız.

