






SİMETRİ 1








Herhangi iki nesne ya da şekil üst üste katlandığında her iki parça birbirine eşit oluyorsa bu nesnelere "simetrik" denir. İki eş parçaya ayrılabilen şekillere **simetrik şekil** deriz. Simetrik şekillerde parçalar birbirinin eşidir.

- Aşağıda verilen şekilleri inceleyiniz. Örnekteki gibi iki eş parçaya ayıran simetri doğrularını çiziniz.



- Aşağıda verilen şekilleri simetriği olan parçalarla eşleştiriniz.

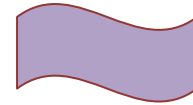



İskender07 (İlkokul etkinlikleri)

- Aşağıda verilen şekillerin, simetri çizgilerine göre diğer yarılarını (eş parçalarını) çiziniz.



- Aşağıdaki şekilleri inceleyiniz. İki eş parçaya ayrılabilenleri işaretleyiniz.



www.mebders.com

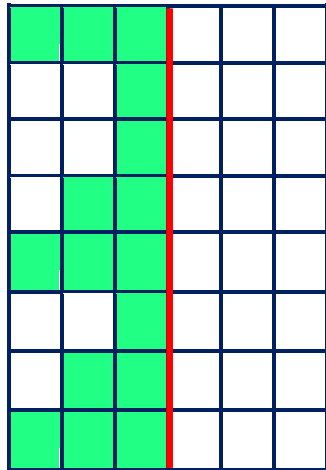
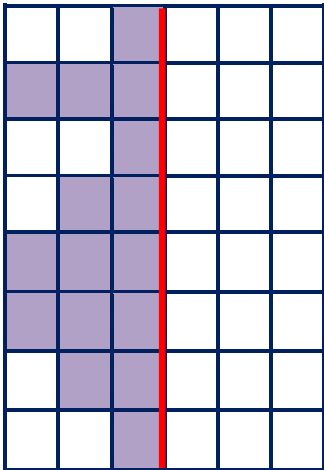
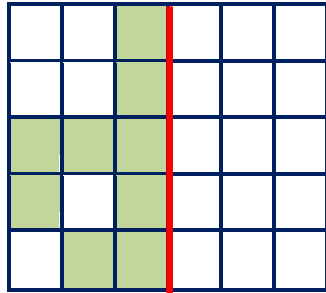
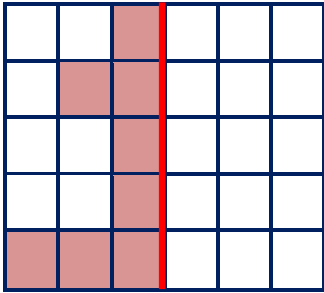
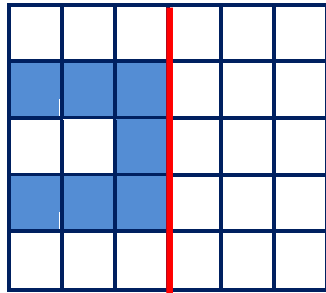
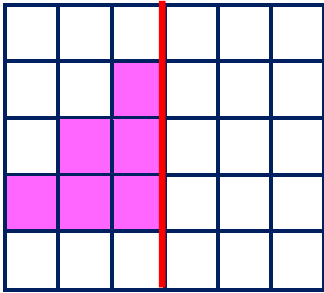
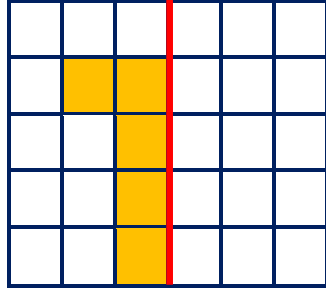
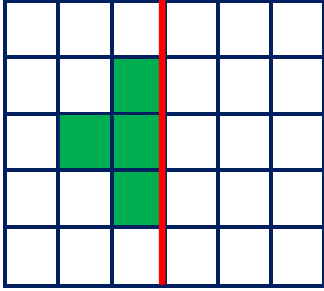


SİMETRİ 2

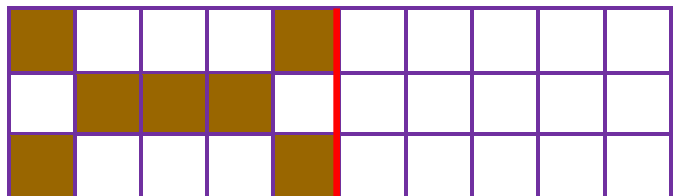
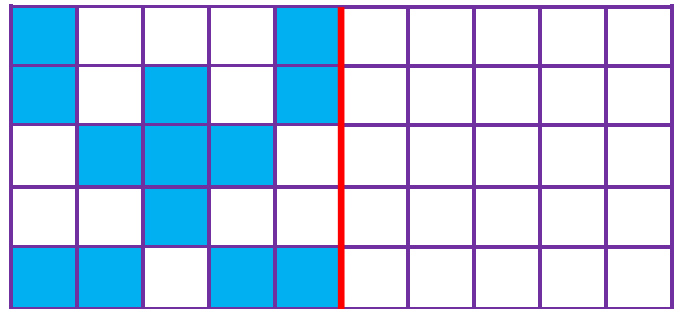
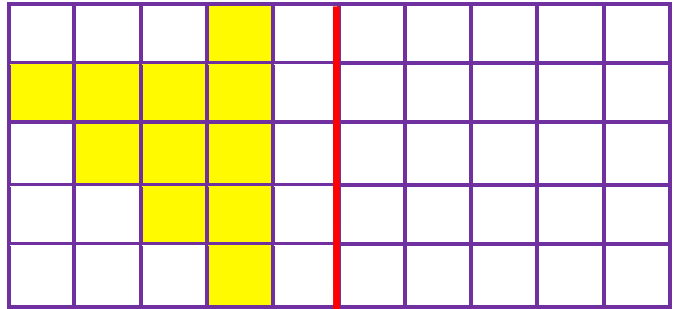
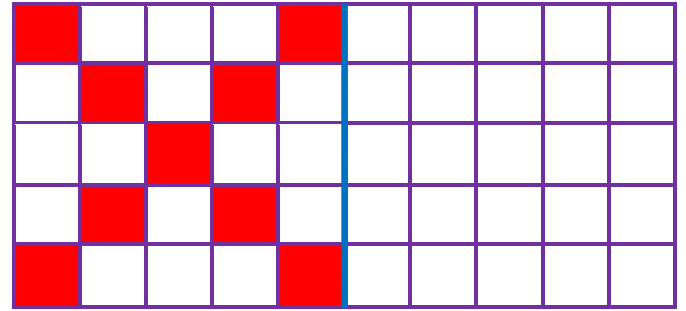
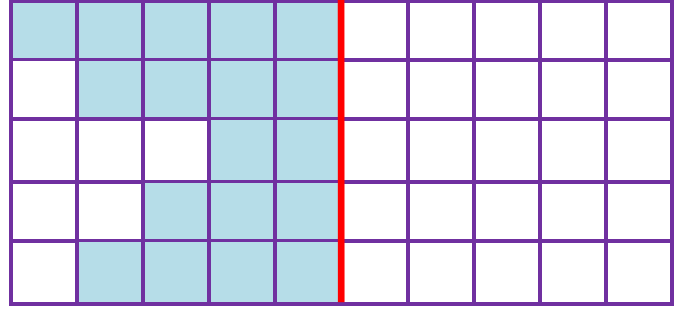


Herhangi iki nesne ya da şekil üst üste katlandığında her iki parça birbirine eşit oluyorsa bu nesnelere "simetriktir" denir. İki eş parçaya ayrılabilen şekillere **simetrik şekil** deriz. Simetrik şekillerde parçalar birbirinin **eşidir**.

- Aşağıda verilen şekillerdeki boyalı alanları simetrik olarak boyayınız.



- Aşağıda verilen şekillerin, simetri çizgilerine göre diğer yarılarını (eş parçalarını) çizin.



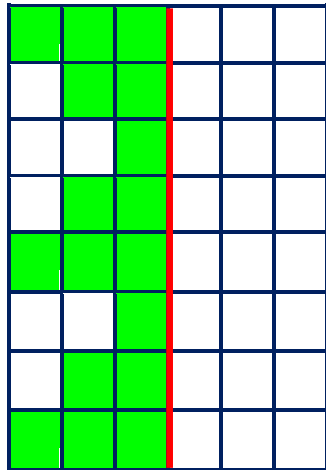
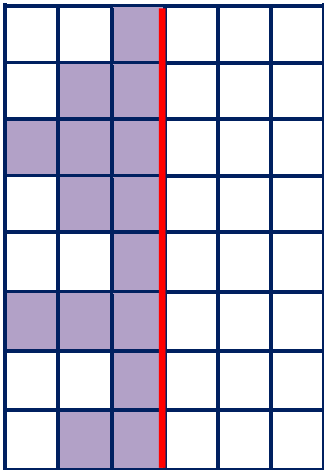
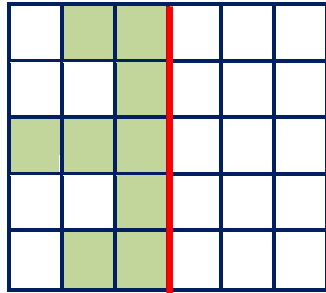
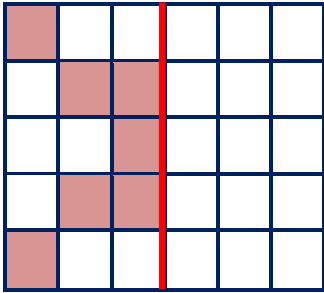
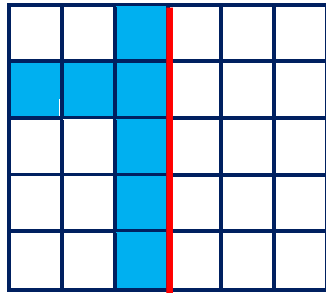
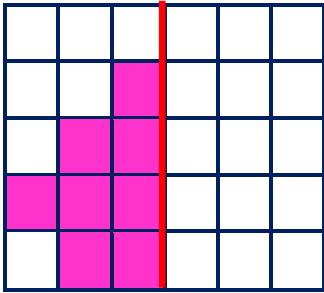
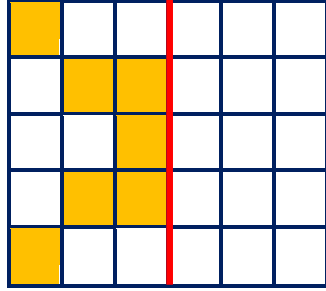
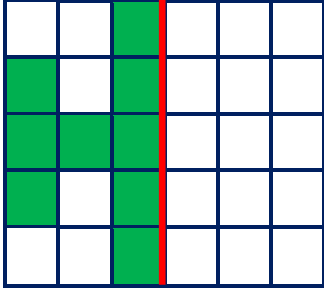


SİMETRİ 3



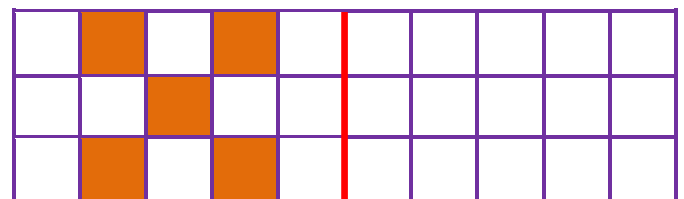
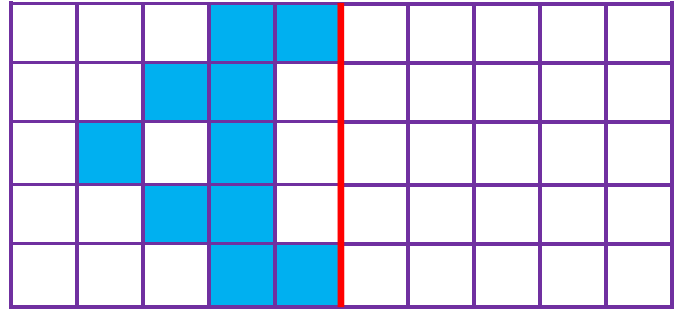
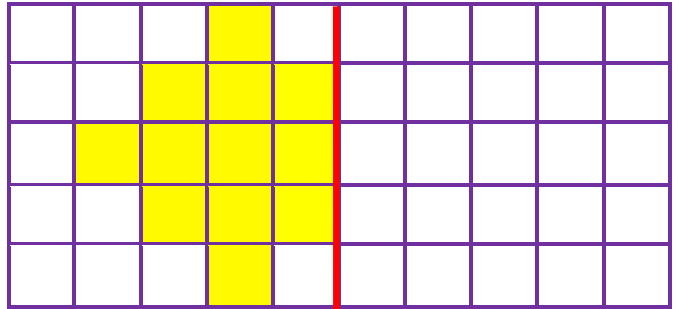
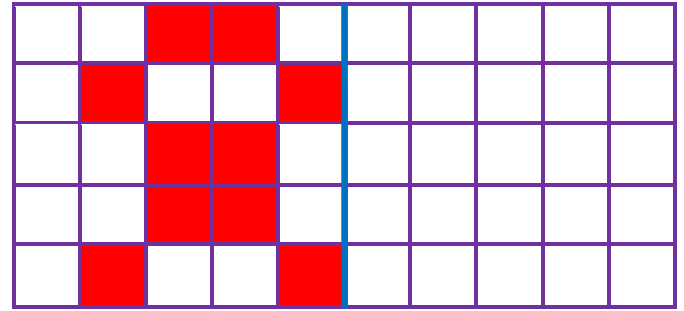
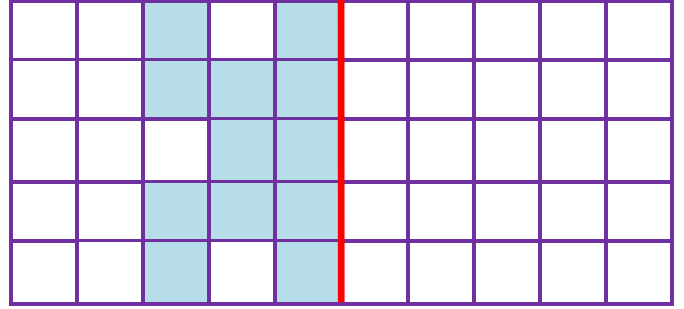
Herhangi iki nesne ya da şekil üst üste katlandığında her iki parça birbirine eşit oluyorsa bu nesnelere "simetrik" denir. İki eş parçaya ayrılabilen şekillere **simetrik şekil** deriz. Simetrik şekillerde parçalar birbirinin **eşidir**.

- Aşağıda verilen şekillerdeki boyalı alanları simetrik olarak boyayınız.



İskender07 (İlkokul etkinlikleri)

- Aşağıda verilen şekillerin, simetri çizgilerine göre diğer yarılarını (eş parçalarını) çizin.



www.mebders.com