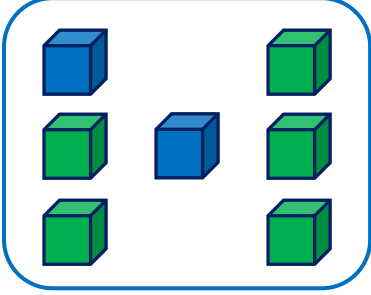
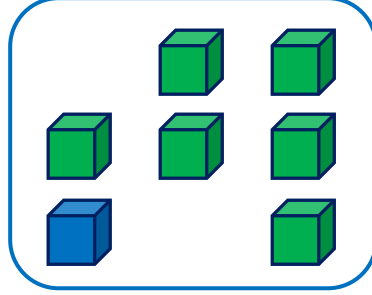


EŞİTLİK KAVRAMI - 1

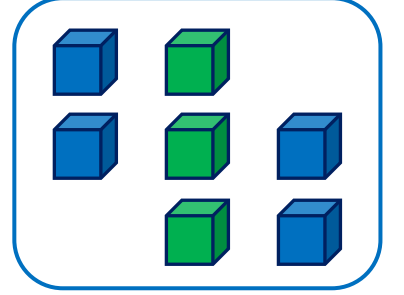
Aşağıdaki görsellerde farklı renklerde verilen şekillerin sayılarını örnekteki gibi yazalım.



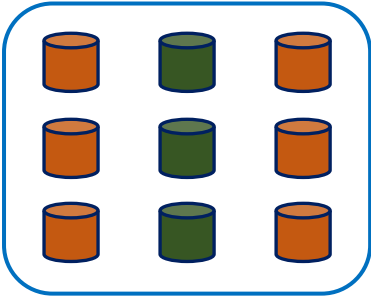
$$\begin{array}{c} 7 \\ \swarrow \quad \searrow \\ 5 + 2 \end{array}$$



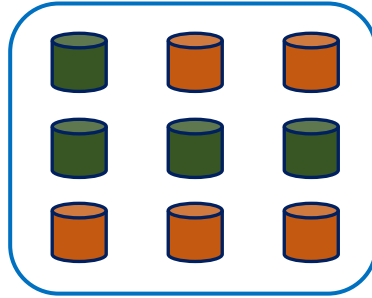
$$\begin{array}{c} 7 \\ \swarrow \quad \searrow \\ \dots + \dots \end{array}$$



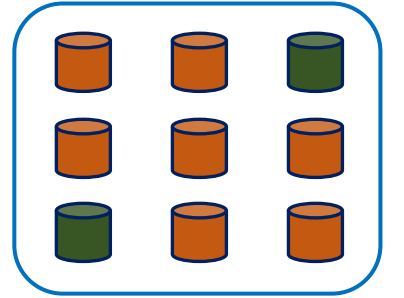
$$\begin{array}{c} 7 \\ \swarrow \quad \searrow \\ \dots + \dots \end{array}$$



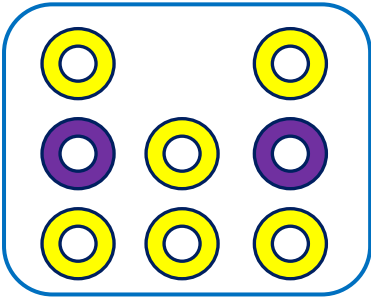
$$\begin{array}{c} 9 \\ \swarrow \quad \searrow \\ \dots + \dots \end{array}$$



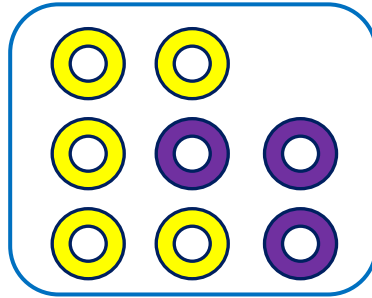
$$\begin{array}{c} 9 \\ \swarrow \quad \searrow \\ \dots + \dots \end{array}$$



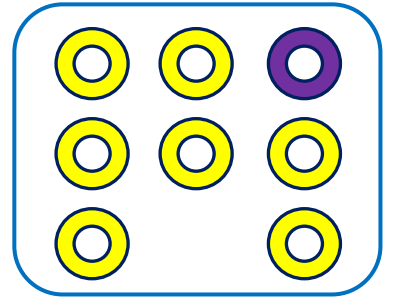
$$\begin{array}{c} 9 \\ \swarrow \quad \searrow \\ \dots + \dots \end{array}$$



$$\begin{array}{c} 8 \\ \swarrow \quad \searrow \\ \dots + \dots \end{array}$$



$$\begin{array}{c} 8 \\ \swarrow \quad \searrow \\ \dots + \dots \end{array}$$



$$\begin{array}{c} 8 \\ \swarrow \quad \searrow \\ \dots + \dots \end{array}$$

Terazinin kefelerinde armutları eşitleyelim. Kefelerde belirtilen yerlere örnekteki gibi elmalar çizerek boyayalım.

