


WORKSHEET

A) Answer the questions as in the example.

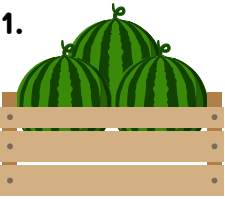
e.g.



A: How many apples are there ?

B: There are **five** apples.


1.



A: How many watermelons are there ?

B:.....
.....

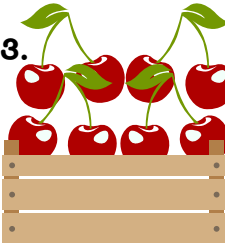
2.



A: How many bananas are there ?

B:.....
.....


3.



A: How many cherries are there ?

B:.....
.....


4.



A: How many oranges are there ?

B:.....
.....


5.



A: How many peaches are there ?

B:.....
.....


6.



A: How many strawberries are there ?

B:.....
.....


7.



A: How many peaches are there ?

B:.....
.....

8.




A: How many peaches are there ?

B:.....
.....

B) Read the sentences and draw the fruit as in the example.



e.g.

There are two watermelons in the basket.



1. There are seven pears in the basket.

2. There are four bananas in the basket.



3. There is one pineapple in the basket.

4. There are six strawberries in the basket.

