



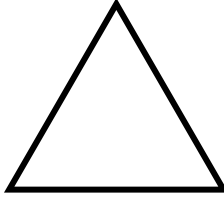



# 1.SINIF GEOMETRİK ŞEKİLLER



## KES YAPIŞTIR

Aşağıdaki kutulara eşleşen şekilleri kesip yapıştırın.



# GEOMETRİK ŞEKİLLER


Aşağıda verilen geometrik şekillerin üzerinden geçin. Kenar ve köşe sayılarını yazın.

köşe sayısı


kenar sayısı

çiz

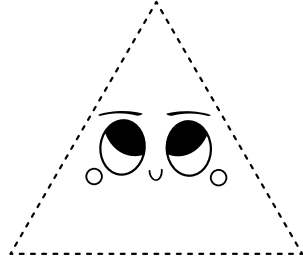
çember




-----  
-----  
-----




üçgen




-----  
-----  
-----




kare




-----  
-----  
-----



dikdörtgen




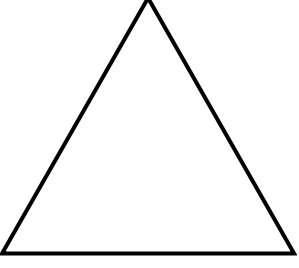


-----  
-----  
-----

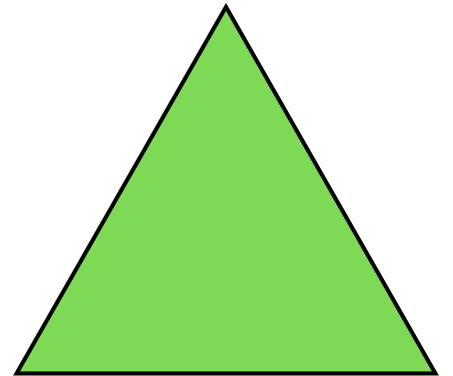

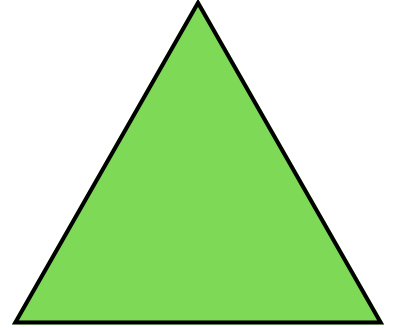




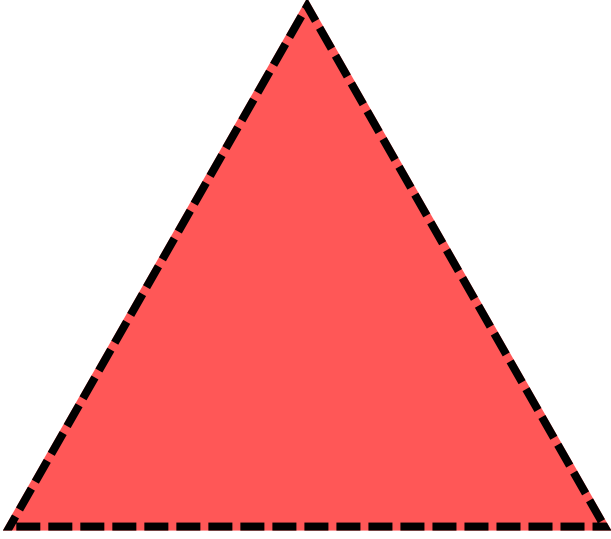


# GEOMETRİK ŐEKİLLER

AŐađıdaki Őekilleri istediđin kadar kullanarak aŐađıdaki Őeklin iine bir grsel iziniz.



Aşağıda verilen geometrik şekilleri keselim , yapıştıralım ve çerçeveye içindeki görseli oluşturalım.



# GEOMETRİK ŞEKİLLER

Aşağıda verilen görselleri yanda verilen geometrik şekillerdeki renklere göre boyayalım.

