




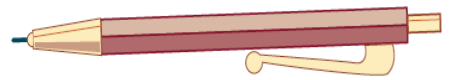
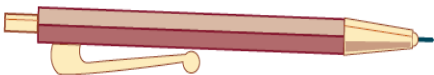

# EŞ NESNELER 1



Aşağıdaki nesnelere verilen görselden bularak yuvarlak içine alalım.



Aşağıdaki kalemlerden birbirine eş olanları ok işaretiyle eşleyelim.







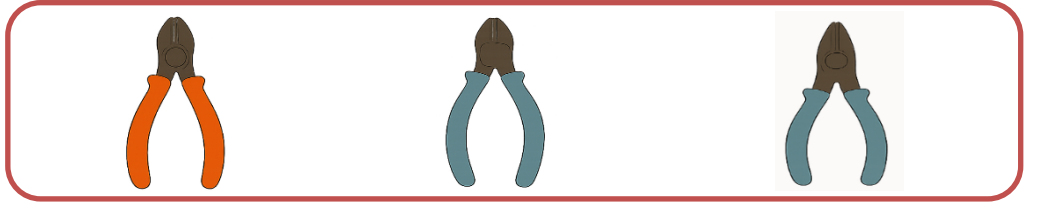
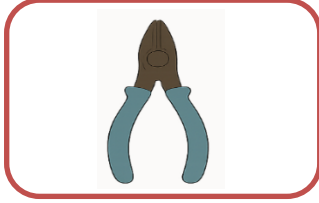




## EŞ NESNELER 2



Aşağıdaki kutucuklardaki hayvanların eşlerini bulup işaretleyiniz.


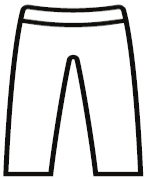

















## EŞ NESNELER 3



Çerçevelerin içindeki eş nesneleri birbiriyile aynı renge boyayalım.





## EŞ NESNELER 4



Çerçevelerin içindeki eş olmayan nesneleri bulalım. Kutucuğu işaretleyelim.

