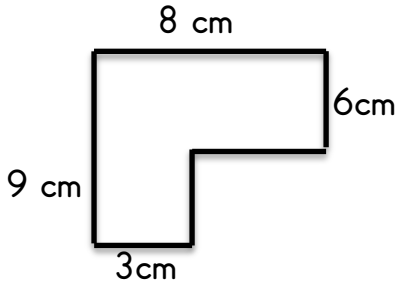
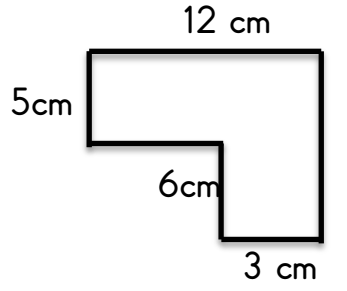


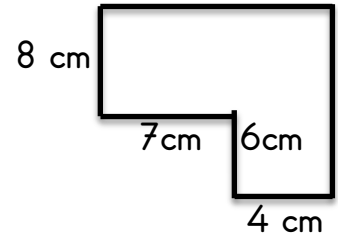
Verilen şekillerin çevrelerini hesaplayın.



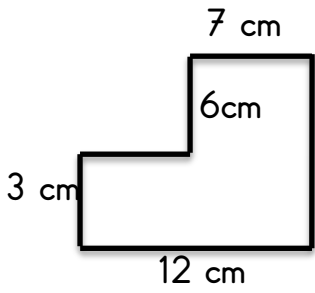
Ç:



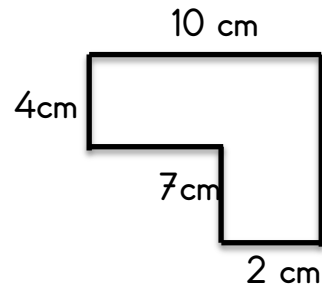
Ç:



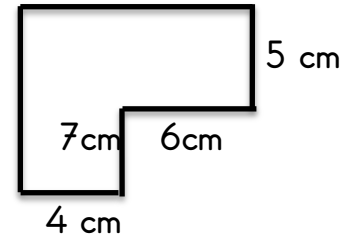
Ç:



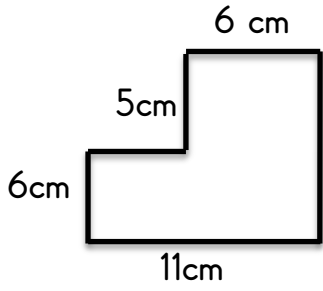
Ç:



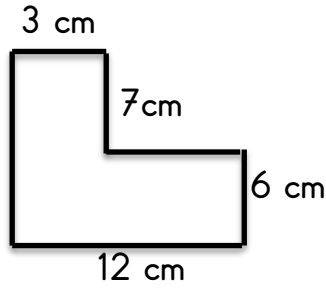
Ç:



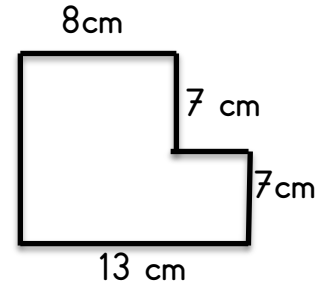
Ç:



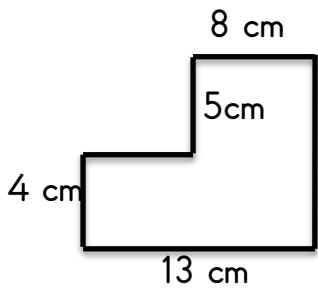
Ç:



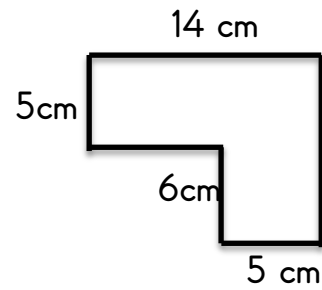
Ç:



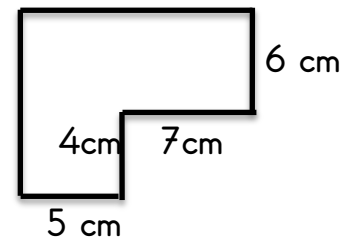
Ç:



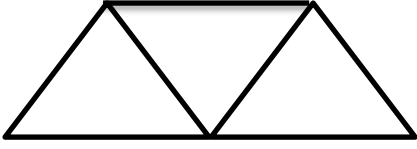
Ç:




Ç:





Ç:




Yukarıdaki şeklin çevresi 25 cm ise
bir üçgenin çevresi kaç cm'dir?



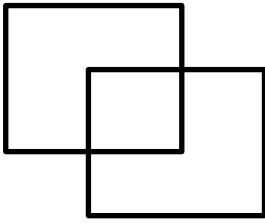

Yukarıdaki şeklin çevresi 56 cm ise
bir karenin çevresi kaç cm olur?



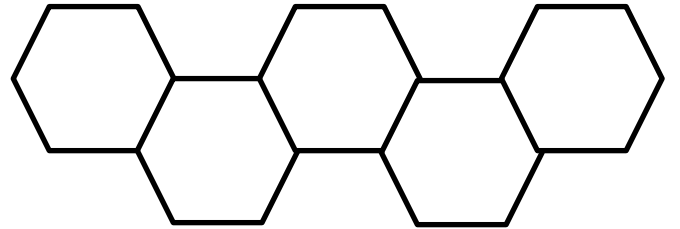

Yukarıda bir eşkenar üçgenin çevresi 30 cm
ise şeklin çevresi kaç cm'dir?



Yukarıda bir karenin çevresi 40 cm ise
şeklin çevresi kaç cm olur?



Yukarıda küçük karenin çevresi 20 cm
şeklin çevresi kaç cm'dir?



Yukarıda bir düzgün altıgenin çevresi
42 cm ise şeklin çevresi kaç cm olur?

